



MicroStrategy One - AI Assisted Insights

How AI + BI can Empower Robust Analytics & Deeper Understanding



Cuong Bui

Principal Sales Engineer

MicroStrategy



Christopher Seven

Senior Associate Sales Engineer


MicroStrategy




Movie

Trivia









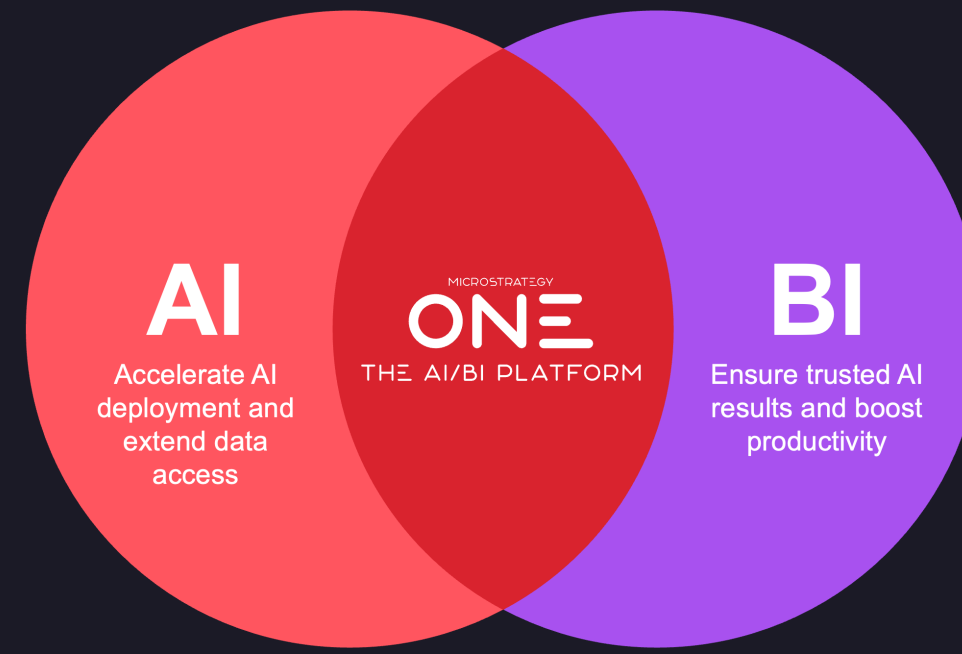





**Bad
Data.**

**Bad
AI.**

AI + BI: Better together




SMART
NLG, Reasoning, Unstructured Data



PRECISE
Trusted Calculations, Secure, Structured



 Marty the Movie Bot



Hi! I am Marty the Movie Bot. I can answer questions about IMDB's top 1000 movies of all time



Here are some suggested topics based on the provided data.

Top Rated Movies


Identify the highest rated movies based on IMDB ratings

Popular Genres

Explore the most popular movie genres based on the number of votes


Director's Success

Analyze the success of different directors based on the gross earnings of their movies

 Here's more you can [Ask About](#)

Ask me a movie question.



 My Snapshots



Take a snapshot of your answers to revisit later.

Embedded AI

Your Recommended Tours Leave Feedback Days left in trial 22 Buy Now

Search...

Sales Home Leads Accounts Contacts Opportunities Calendar Forecasts Dashboards Reports Quotes

Connect with Your Customers

Sales Person Activity

Record Count

Company / Account	Record Count
Acme (Sample)	3.0
Global Media (Sample)	2.8
Green Dot Publishing	1.0
Lee Enterprise, Inc.	1.0
MedLife, Inc.	1.0
Taubman Centers, Inc.	2.8
Universal Technologies	1.0

View Report As of Today at 09:45

Manage & Close Deals

Team Pipeline

Sum of Amount

January 2024 Created Date

View Report As of Today at 09:45

Build Your Pipeline

Salesforce Bot MicroStrategy AI Autotrial FAQ

What factors lead to **Opportunities Lost**

Based on the key driver analysis data, the factor that most significantly leads to an increase in 'Opportunities Lost' is the 'Account Status' being a 'Prospect', which increases the overall average of 'Opportunities Lost' by **29.9%**. On the other hand, the factor that most significantly reduces 'Opportunities Lost' is the 'Account Status' being a 'Customer', which decreases the overall average of 'Opportunities Lost' by **64.4%**. Additionally, the 'Business Developer' being 'Marie Cool' also contributes to a decrease in 'Opportunities Lost' by **8.7%**.

Factors impacting the overall average of Opportunities Lost

Factor	Change
Account Status - Customer	-64.4%
Account Status - Prospect	+29.9%
Business Developer - Marie Cool	-8.7%
Account Health - 84	+13.3%
Account Health - 94	-11.1%
Account Health - 80	+11.1%

Related suggestions

Ask me a question.

Media & Entertainment Dashboard

CTR: **11.80%** +0.52pp
Previous Date: 11.29%

Yield: **112.04** +5.6%
Previous Date: 106.09

Unique Clicks: **9,263,619** -14.4%
Previous Date: 10,819,153

Clicks: **11,701,666** -13.8%
Previous Date: 13,581,005

Impressions: **78,473,652** -18.1%
Previous Date: 95,832,236

Impressions by Device

Device	Date	Day of Week	Impressions
IOS	3/18/2024	Monday	10,337,521

- ANDROID
- CHROME OS
- CHROMIUM OS
- CLAROSTB
- COMCASTSTB
- COXSTB
- FIREOS
- IOS
- KEPLER_OS
- KPNSTB
- LGTV
- LINUX
- MAC OS
- MACOS
- NIXOS
- OSX
- PLAYSTATION
- PLAYSTATION 4
- RDK
- ROKU

Auto Answers

What is the highest yield per device?

The highest yield per device is 990.10. Some examples of devices with this yield are TEST, NIXOS, UBUNTU, WINDOWS.DESKTOP, TELIASTB, etc. The lowest yield is 72.60, which is associated with the device XBOX.

Related Suggestions

What is the lowest yield per device?

On which date was the highest yield achieved?

What is the average yield per device?

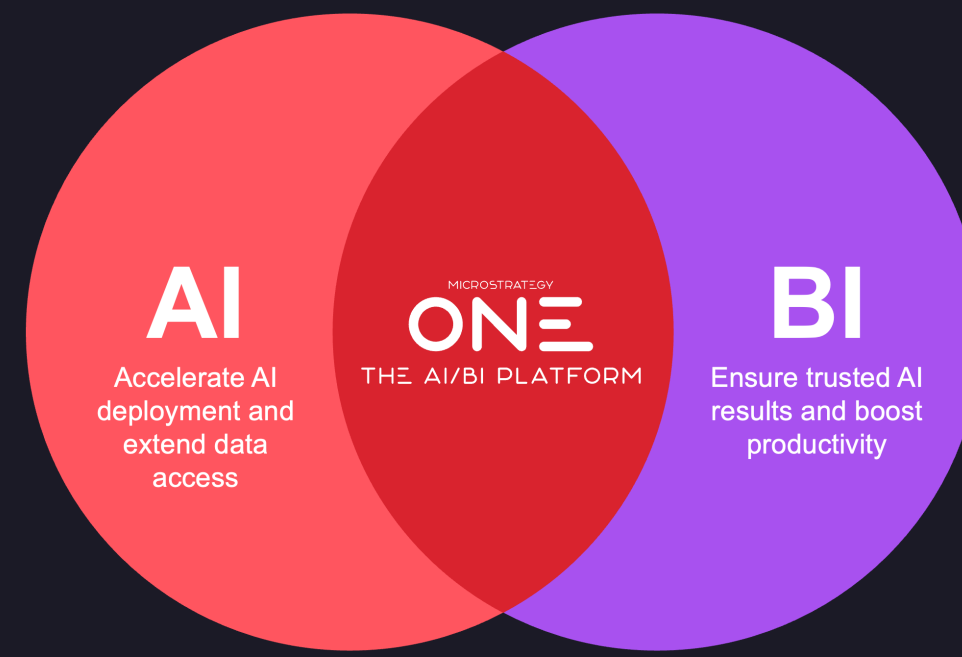

Ask me a question.

Leads by Source

Created Month



AI + BI: Better together



SMART
NLG, Reasoning, Unstructured Data



PRECISE
Trusted Calculations, Secure, Structured



Thank you

To learn more, visit
microstrategy.com